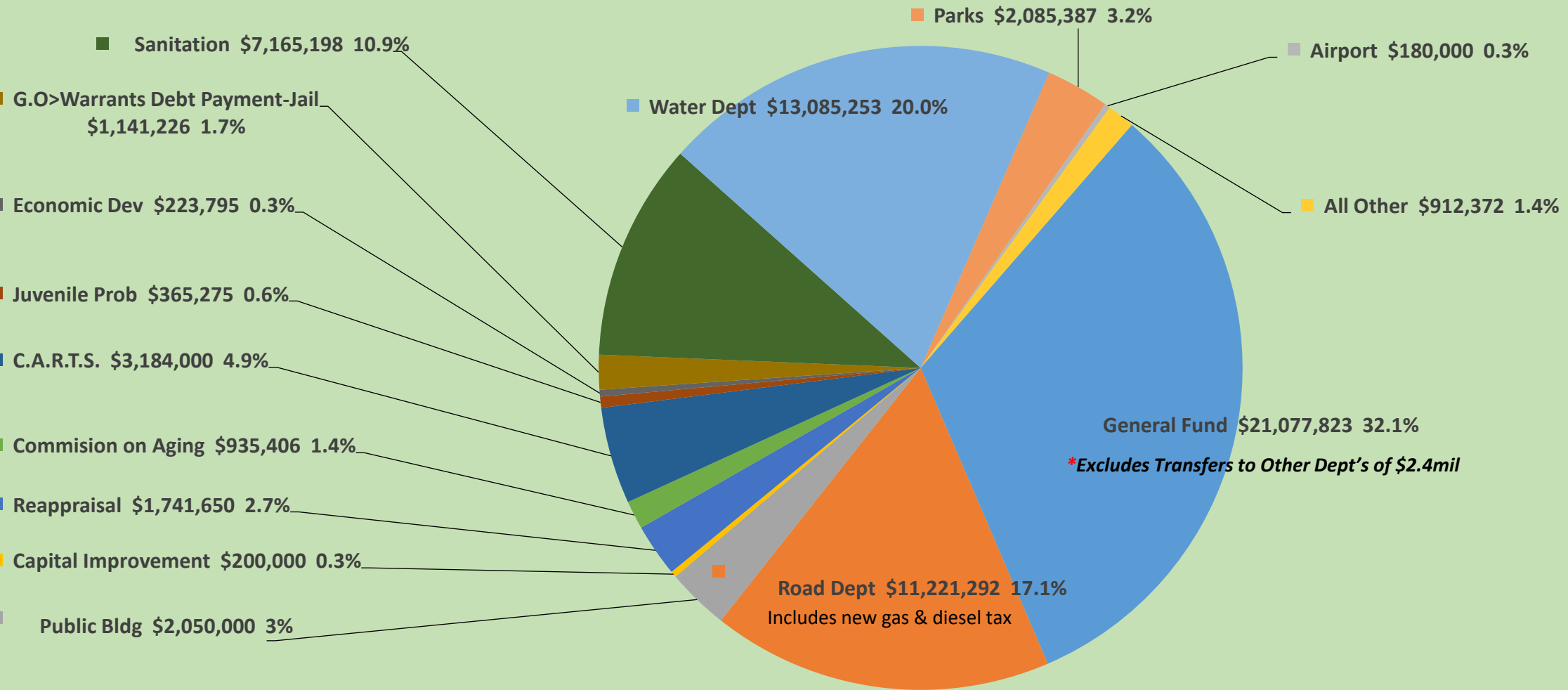


FY 2021 Budget \$65,568,678

* Transfers Between Funds Are Excluded When Comparing the Total budget



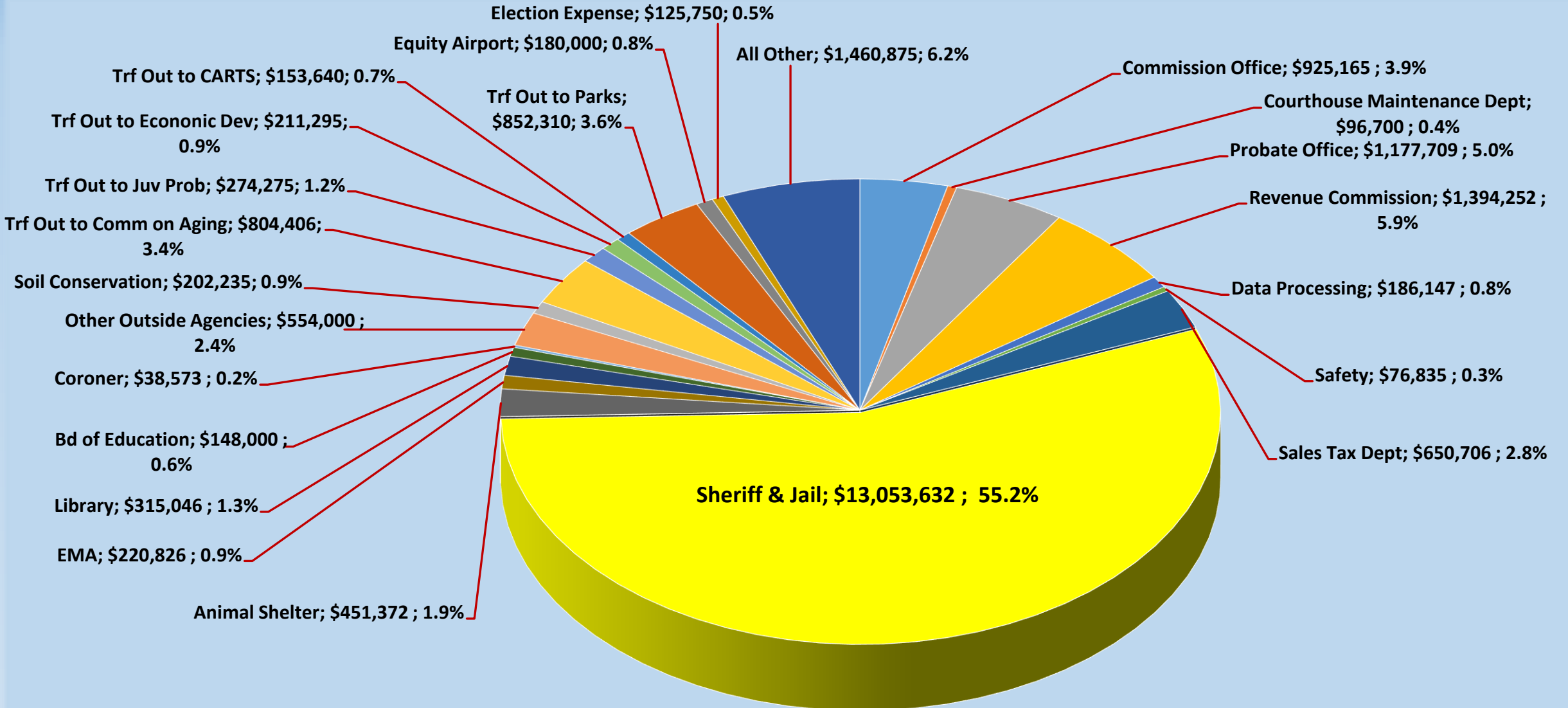
**Budgeted Expense - Major Funds
FY 20-21 VS. FY 19-20
Summary**

***** When comparing all Funds you must eliminate transfers between funds otherwise you duplicate expense**

	FY 20 - 21 Budget	FY 19 - 20 Budget	Variance Inc(Dec)	<u>Major Variances Explained</u>
General Fund-(Incl's transfers to other dept's of approx \$2.5n *** Less: trf's to other departments (COA, Parks, CARTS, Eco Dev.,	23,553,749 (2,475,926)	22,837,799 (2,812,619)	715,950 336,693	Inc due to additional staffing & higher benefit and healthcare cost Decrease due to less trf's to CARTS(CARES act to cover difference)
Gasoline Fund(Road's)(incl's RRR, Pub Hwy, Sec Rds & Severe New Gas & Diesel Tax- \$.06 Federal Aid Exchange	9,837,406 983,886 400,000	9,437,406 737,915 400,000	400,000 245,971 0	Increase from receipt of additional Public Building Funds New Legislation effective in FY 20 increase for fy 21 New Legislation effective in FY 20
Public Building-(incl's transfers of	4,235,007	2,272,000	1,963,007	Increase due to higher transfers to debt service \$1.0m & anticipated higher cost for replacment of the HVAC system \$.5k and higher trf's to the Gasoline fund \$.4k
*** Less: transfers to Debt Service and the Gasoline Fund	(2,185,007)	(822,000)	(1,363,007)	Increase due to trf to Debt servive for payment of Jail debt and increased trf's to Gasoline fund
Capital Improvement Fund - Includes Transfers \$.9mil *** Less: transfers to Debt Service and the Gasoline Fund	400,000 (200,000)	1,145,663 (870,663)	(745,663) 670,663	Decrease due to Debt servive payments being trf'd from Public Building Decrease due to less transfers for debt service payments
Reappraisal	1,741,650	1,652,350	89,300	Increase due to aerial photography \$60K & employees related expenses
Commission On Aging	935,406	953,127	(17,721)	
C.A.R.T.S.	3,184,400	2,413,000	771,400	Increase due to Increase in capital expenditures thru the CARES act
State Juvenile Probation Dept	365,275	366,356	(1,081)	
Economic Development	223,795	217,420	6,375	
General Obligation Warrants- Debt Service on Jail	963,007	963,007	0	
All Other- Special Revenue, D>A> Trust Funds, RRR reversal	1,090,192	1,141,226	(51,034)	
Sanitation	7,165,198	12,172,408	(5,007,210)	Decrease due to borrowing in FY 20 for automated sanitation trucks & containers \$5.0 million
Parks-Smith Lake, Sportsman Lake, Clarkston & OHV	2,085,387	2,051,985	33,402	Employee benefit expense
Water	13,085,253	13,910,000	(824,747)	Decrease due to additional water cost in 2020 due to city meter malfunction in fy 18., Paid in FY 20
Equity Investment in Airport	180,000	180,000	0	
	65,568,678	68,346,380	(2,777,702)	
			Percent Decrease	-4.1%

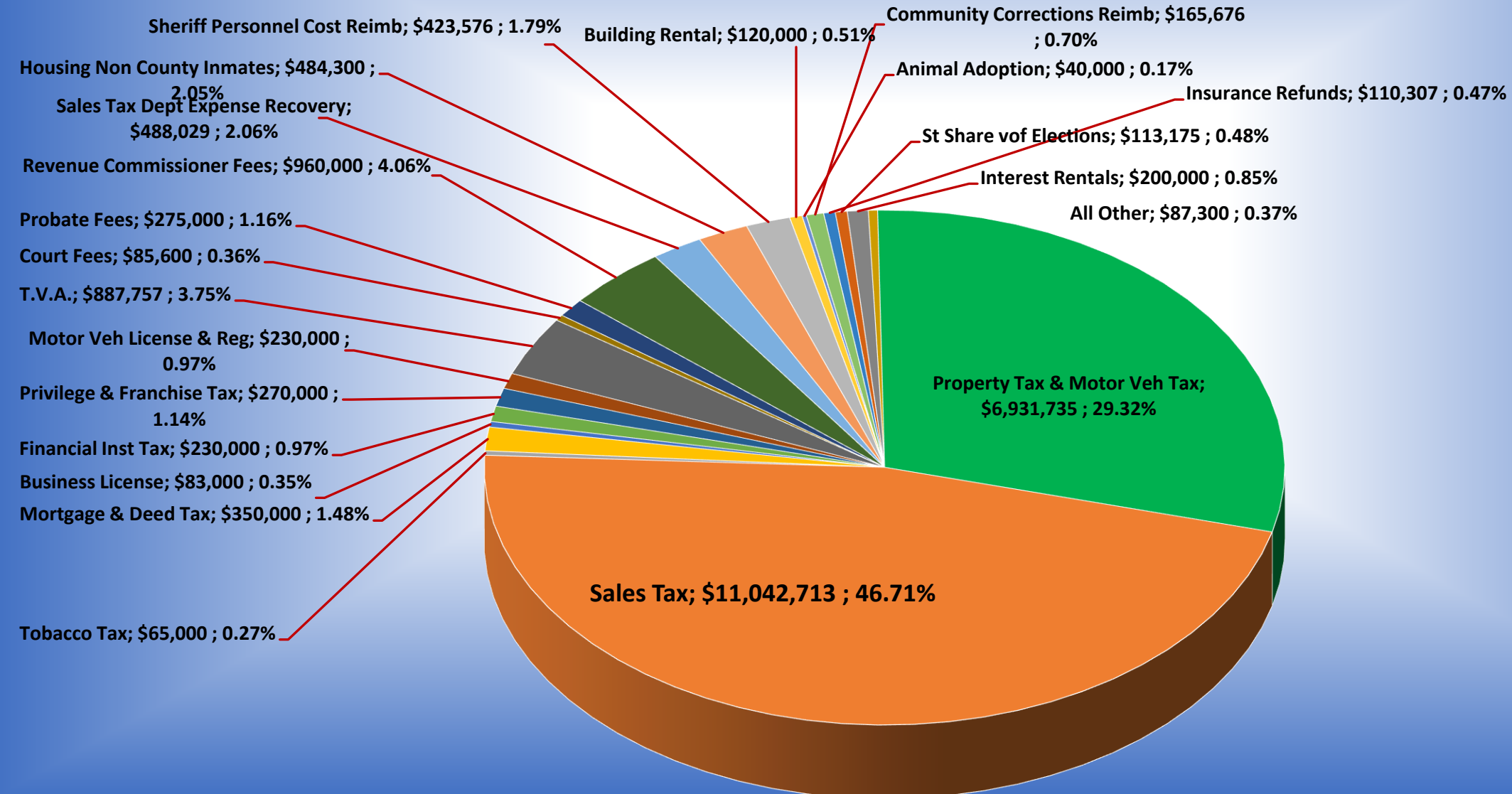
General Fund FY 2021 Budgeted Expense

\$23,553,749



General Fund FY 2021 Budgeted Revenue

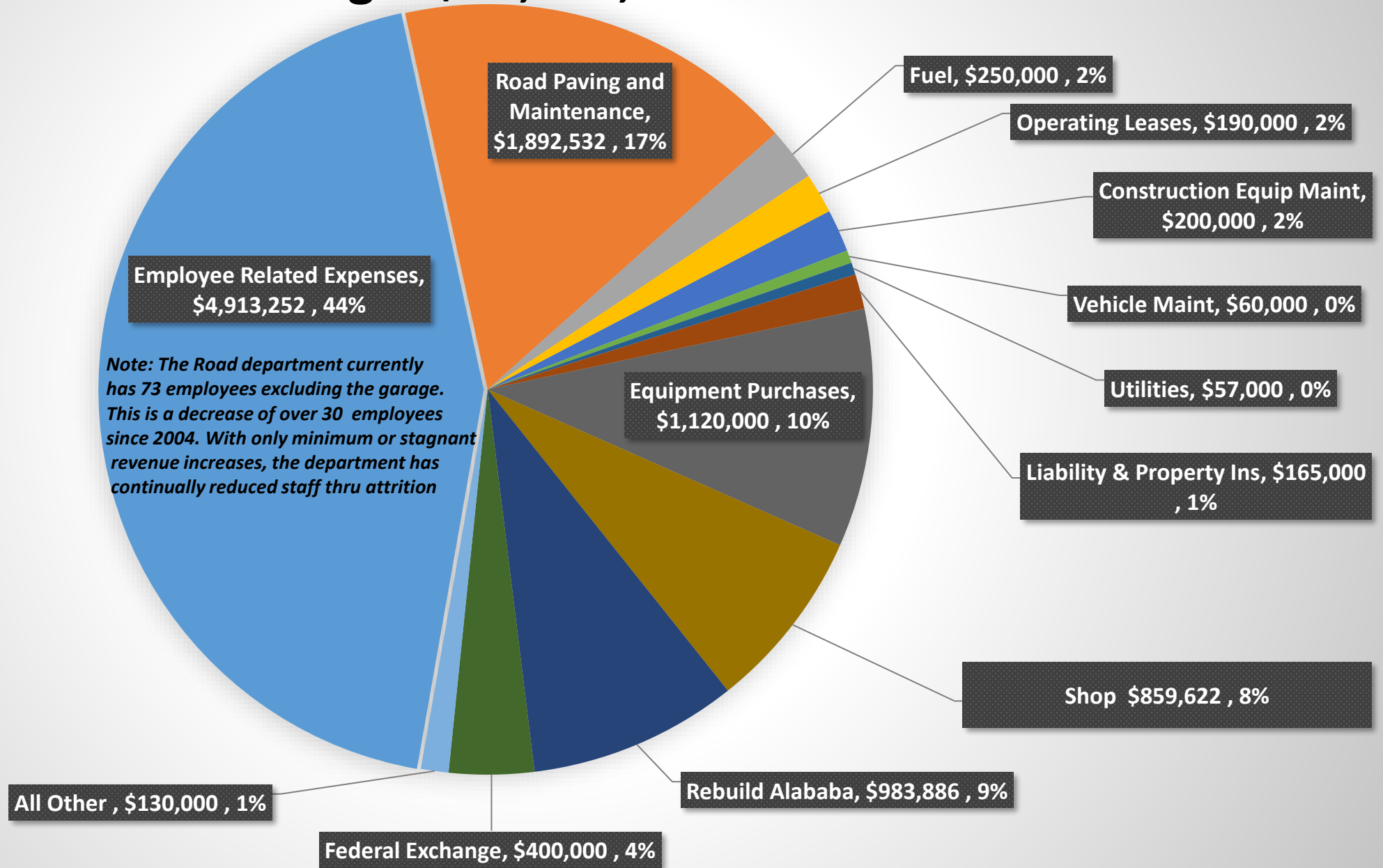
\$23,643,168



Appropriations To Outside Agencies

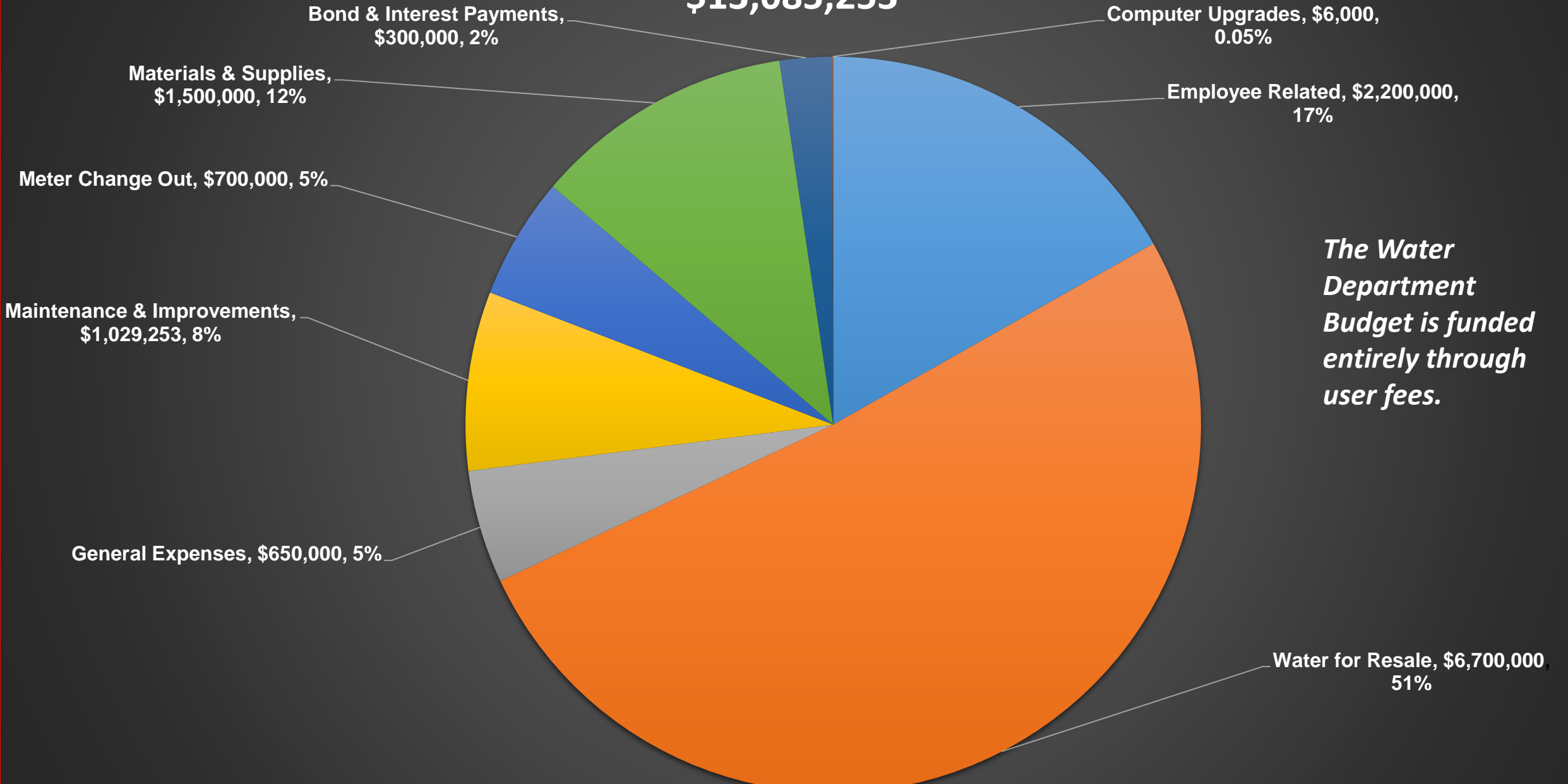
1	Projected Budget FY 2021
Soil Conservation Direct 132,383- Plus One Emp	202,235
Forestry	24,000
I D Board	60,000
Airport	180,000
Vol Fire Department	109,000
Health Dept	72,000
Cullman Area Mental Health	29,000
Library- Direct \$166,983-Plus 2 employees	315,046
Chamber OF Comm.	5,000
Dev Disabled-Cullman 310 Auth.	60,000
Board of Education	148,000
Extension Service	40,000
Victim Services of Cullman	1,000
Agriplex Center	1,000
Foster Grandparent(Community Action)	1,000
United Way	1,000
Good Samaritan Health Clinic	1,000
Child Advocacy Center of Cullman	1,000
Lighthouse	1,000
Total All Appropriations	1,251,282

ROAD Department FY 2021 Budget \$11,221,292



FY 2021 Water Department Budget

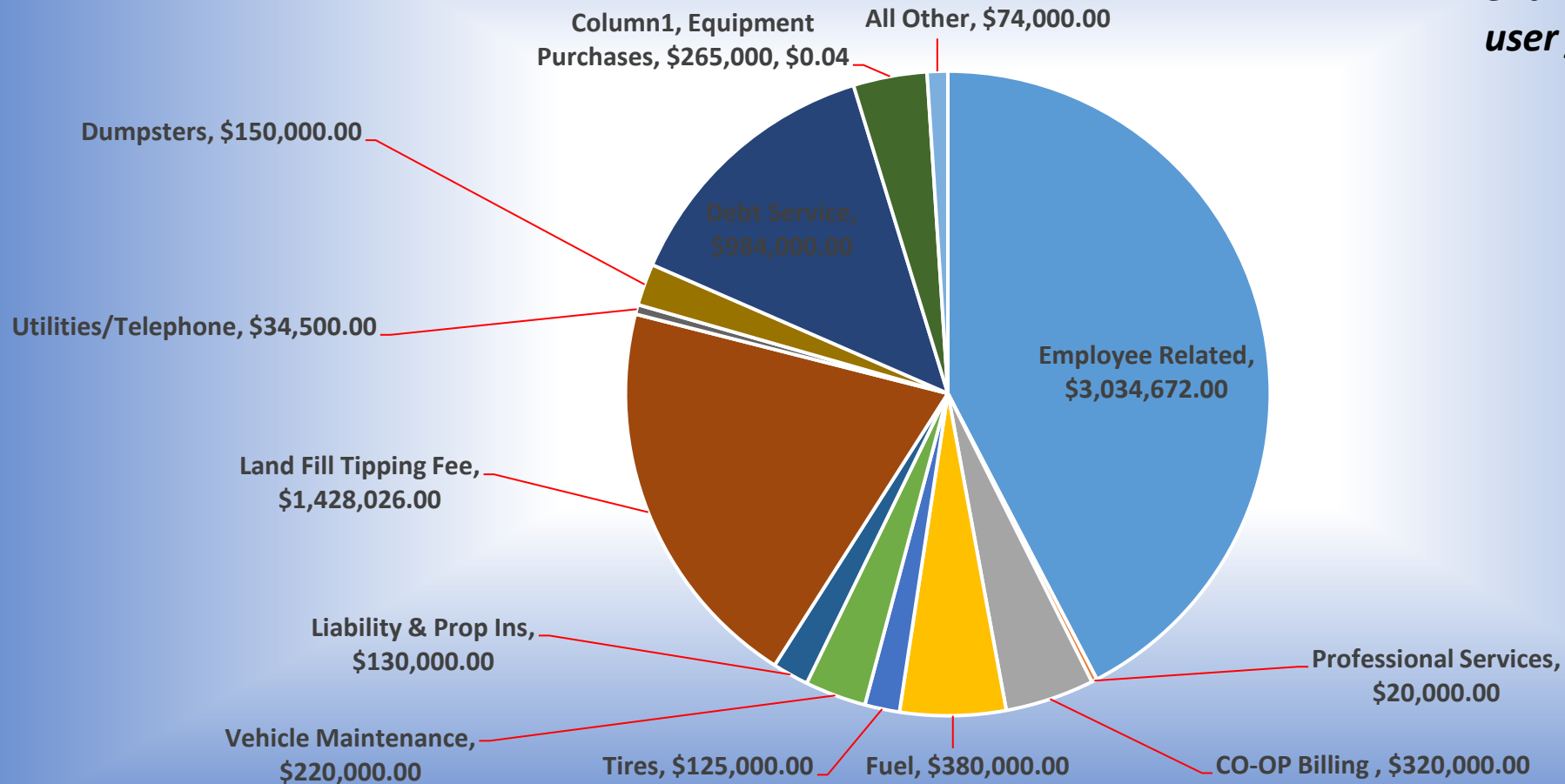
\$13,085,253



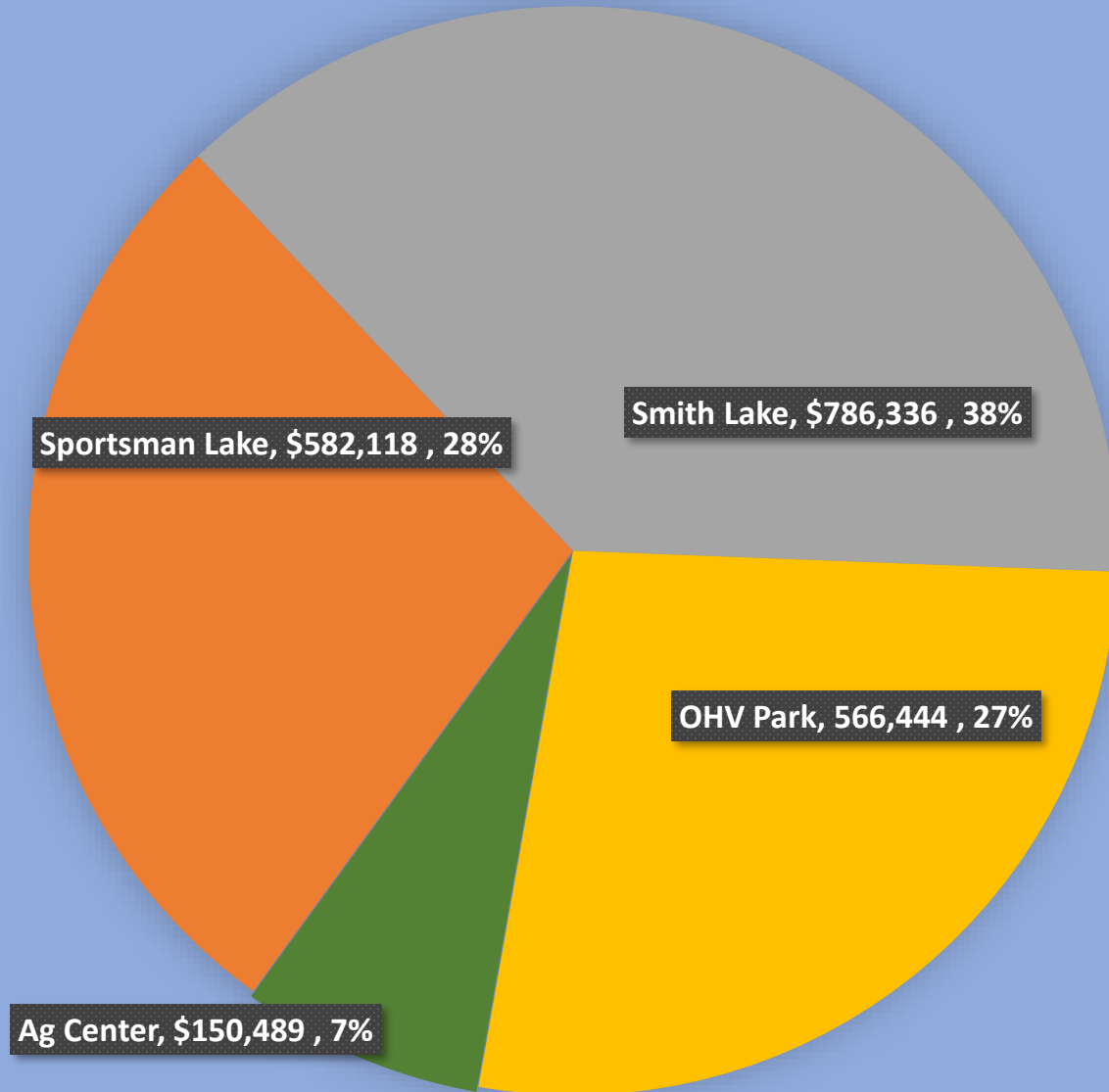
The Water Department Budget is funded entirely through user fees.

FY 2021 Sanitation Expense Budget \$7,165,198

The Sanitation Budget is funded entirely through user fees.



PARKS - FY 2021 Budget \$2,085,387

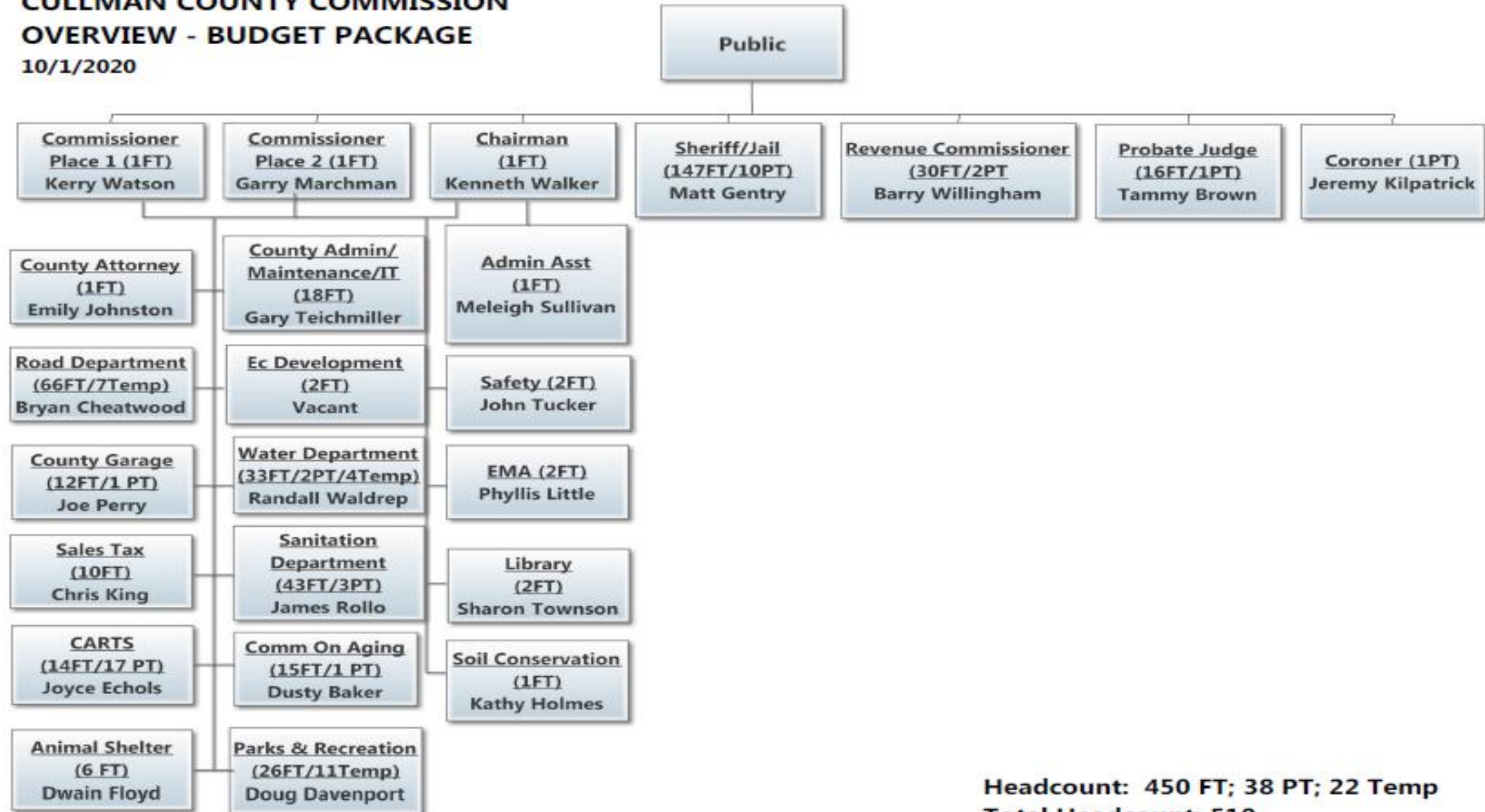


Revenue Sources

User Fees	\$1,233,077	60%
Transfer From General	<u>852,310</u>	<u>40%</u>
Total	\$ 2,051,983	

CULLMAN COUNTY COMMISSION OVERVIEW - BUDGET PACKAGE

10/1/2020



**Headcount: 450 FT; 38 PT; 22 Temp
Total Headcount: 510**